

IT BUDDY

Free Computer Tutorials in Screenshot Style for Beginners

The IT Buddy Shop
Books – Software
Computer



Top 100 TEACHER Sites

SITES FOR TEACHERS

[Tutorial Index](#) [home](#) [forum](#) [contact](#)

Yahoo Mail Tutorial with Sign Up and Sign In

Send Multiple Emails
Try the easy & affordable small business email marketing solution
www.ConstantContact.com


Fax to/from Email
Save Time & Money. Receive Fax Directly Into Your Email. Sign Up!
www.venali.com/small_office_fax

Free Email Autoresponder
Get a Big Response by Email Marketing. Quick & Free Trial!
www.BigResponse.com



Ads by Google

Amazon.co.uk



[Windows Vista, Home Premium Edition with Service Pack...](#)
Microsoft
New £148.92
Best £120.00

[Windows Vista for Dummies](#)
Andy Rathbone
New £10.49
Best £7.70

[Desktop Applications for Microsoft Visual Basic 6.0](#)
Training Associate...
Best £0.09

[Focus Select Focus Multimedia L...](#)
Best £2.29

[Windows Vista, Home Premium Edition with Service Pack...](#)
Microsoft
New £63.87
Best £58.99

Privacy Information

**Yahoo Mail Tutorial with Sign Up and Sign In.
Send and Receive Messages.**

Yahoo Mail – Sign Up – Sign In

1. Sign up for Yahoo Mail at <http://mail.yahoo.com/> - You can use your Yahoo ID/Email address anywhere in the World.
2. To Sign Up for Yahoo Mail and get your **Yahoo ID** Click Here

Fill in Form – Remember your password

After signing up for Yahoo Mail enter your account by using your Yahoo ID and Password and Clicking **Sign In**

This is your Yahoo ID and also your Email address

Click Here

Congratulations, David!
A confirmation message was sent to you via email.

Below are your account details

Ready to experience Yahoo! Mail?

How To Fix Email Problems
Try Windows Advisor for free and fix any email problem yourself!
www.windowsadvisor1.co.uk


Speed Up Windows XP
Fix PC. Remove Errors. Clean System Complete PC Scan. Free Download!
www.ErrorFix.com

100 Asp.net Tutorials
Experts Show You How: Instructional Training Videos, Tips and Shortcuts
LearnVisualStudio.net

Shocking Truth of Forex
Many Gurus don't want you to know... and it may cost you thousands...
www.andyshearmar.net/Forex-Truth

Ads by Google

Amazon.co.uk



De'Longhi HTE332-3 Horizontal Fan Heater, 3kW
Delonghi
New £25.99
Best £25.99

Dyson DC24 Allfloors - The Dyson Ball Upright Vacuum C...
Dyson Limited
New £229.99
Best £195.73

One Touch Automatic Can Opener
DKB Household UK L...
New £16.96
Best £14.89

George Foreman 12617 Next Grillation Health Grill w...
SALTON EUROPE LTD
New £34.24
Best £29.99

Morphy Richards 48715 Slow Cooker, 6.5L, 350W
Morphy Richards
New £35.00
Best £34.98

Privacy Information

Yahoo - Mail

On the **Welcome** page a good start is to click on the **Inbox** link to view received messages and start organizing and sending messages

Click here to **compose** a message to send to someone.

Click here to view messages you've received.

Click here to view messages started, but not sent.

Click here to view messages you've sent.

Messages sent here by **SpamGuard**.

Trash - generally messages you don't want.

SpamGuard - Yahoo! Mail will deliver suspected spam to your Bulk mail folder and delete the messages after one month. You can change this default setting here.



Check this box to select a message. You can then:
Click **Delete** (delete it).
Click **Spam** for Spam/Junk mail options.
Click **Mark** to mark as unread/flag etc.
Click **Move** to move message to a new/different folder.

Click to read message - If it's in bold you have not read it.

Yahoo Mail settings

Yahoo Mail - Compose Message

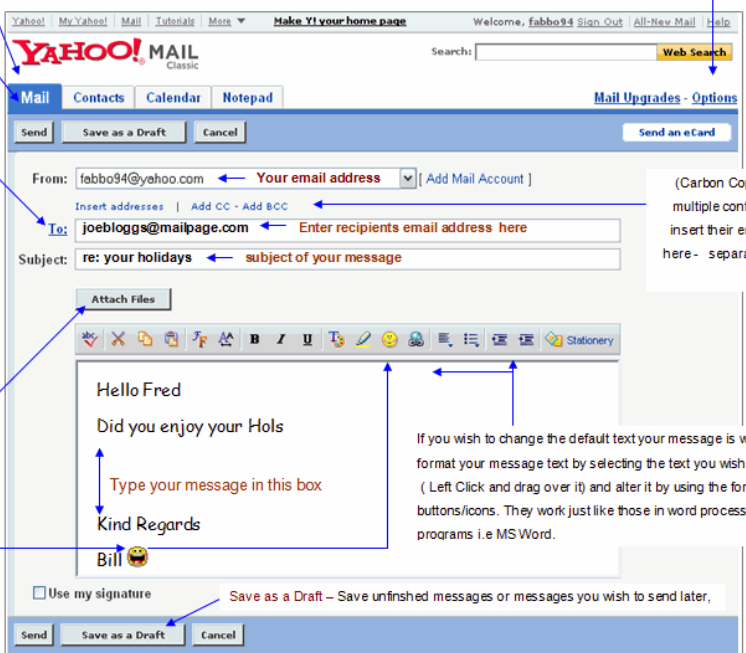
This page appears when you click **compose**.
Compose and send your message from this page.

Click to return to your Yahoo Mail opening mail page

Click to **Send** your finished message

Click here to enter an often used address you have saved in **Contacts** so you don't have to type it in the **To** box. You can add a new contact also.

The cursor (**I**) must be flashing in a text box before you can type.
Place the pointer (**↔**) in the box and left click the mouse to do this. Tapping the **Tab** key will move the cursor down from box to box.



Tap while holding the **shift** key down moves the cursor up - box to box.

Attach Files - Click to browse for a file/image/photograph you have saved on your computer to send with your message

Add a **Smile/Emoticon**

If you wish to change the default text your message is written in, format your message text by selecting the text you wish to change (Left Click and drag over it) and alter it by using the format buttons/icons. They work just like those in word processing programs i.e MSWord.

(Carbon Copy) To send to multiple contacts - Click to insert their email address here - separate by a comma

Save as a Draft - Save unfinished messages or messages you wish to send later,

<p>Early Years Education Fun Teacher Resources & Products Buy Teaching Toys & Games Online www.wildgoose.ac/</p>	<p>NUKE Compositing Training The world's best NUKE training. Keying and 3D Compositing Tricks www.cmivfx.com</p>	<p>Teaching Poetry 11-18 Innovative Ideas to help Engage Secondary Pupils in Poetry Lessons www.lighthouse.tv</p>	<p>Email Sending Software Send email campaigns from your PC. Easy to use. Free download here. www.ArialSoftware.com</p>
---	---	--	--

Ads by Google

copyright © 2008 itbuddy.org All rights reserve
advertise | submit content | terms of use | contact